

## Metasol Molded Case Circuit Breaker

### ABN403c



#### General

Product code	0164000600
Product description	ABN403c 300A EXP
Trip Unit	FTU(Fixed-thermal, Fixed-magnetic)
[In] rated current	300 A at 40 °C
Poles description	3P
Protected poles description	3T
Neutral position	-
Network type	AC (50/60 Hz), DC
Upside connection	Front (screw)
Downside connection	Front (screw)

#### Characteristics

[Ue] rated operational voltage (AC 50/60 Hz)	690 V AC
[Ue] rated operational voltage (DC)	500 V DC
[Uimp] rated impulse withstand voltage	8 kV
[Ui] rated insulation voltage	1000 V
Mechanical durability	4000 cycles

Electrical durability (AC)	1000 cycles
Electrical durability (DC)	-
Utilisation category	Category A
Suitability for isolation	Yes
Reference standard	IEC 60947-2
[Icu] rated Ultimate short-circuit breaking capacity	50 kA at 220/250 V AC 50/60 Hz, IEC 60947-2
	42 kA at 380 V AC 50/60 Hz, IEC 60947-2
	37 kA at 415/460 V AC 50/60 Hz, IEC 60947-2
	18 kA at 480/500 V AC 50/60 Hz, IEC 60947-2
	5 kA at 690 V AC 50/60 Hz, IEC 60947-2
	-
	10 kA at 500 V DC (3poles in series), Reference
[Ics] rated service breaking capacity	50 kA at 220/250 V AC 50/60 Hz, IEC 60947-2
	42 kA at 380 V AC 50/60 Hz, IEC 60947-2
	37 kA at 415/460 V AC 50/60 Hz, IEC 60947-2
	18 kA at 480/500 V AC 50/60 Hz, IEC 60947-2
	5 kA at 690 V AC 50/60 Hz, IEC 60947-2
	-
	10 kA at 500 V DC (3poles in series), Reference
[Icm] rated short-circuit marking capacity	105 kA at 220/250 V AC 50/60 Hz, IEC 60947-2
	88.2 kA at 380 V AC 50/60 Hz, IEC 60947-2
	77.7 kA at 415/460 V AC 50/60 Hz, IEC 60947-2
	36 kA at 480/500 V AC 50/60 Hz, IEC 60947-2
	7.5 kA at 690 V AC 50/60 Hz, IEC 60947-51
	-
[Icw] rated short-time	-
	-

withstand current	-
	-
Trip unit characteristics	Thermal-magnetic
	L : for overload protection (long time)
	-
	I : for instantaneous short-circuit protection
	-
	-
	-
	-
	-
[Ir] Long-time pick-up adjustment range	Fixed
[Iu] Long-time pick-up adjustment range	-
	-
[tr] Long-time delay adjustment range	-
	-
[Isd] Short-time pick-up adjustment range	-
	-
[tsd] Short-time delay adjustment range	-
	-
	-
	-
	-
	-
	-
[Ii] Instantaneous pick-up adjustment range	Fixed
	10 x In, tolerance ±20%

[I <sub>g</sub> ] Ground-fault protection pick-up adjustment range	-
	-
[t <sub>g</sub> ] Ground-fault protection time delay adjustment range	-
	-
	-
	-
	-
	-
Earth leakage pick-up adjustment range	-
	-
Earth leakage alarm time delay adjustment range	-
	-
Earth leakage trip time delay adjustment range	-
	-
[I <sub>p</sub> ] Pre-trip alarm pick-up adjustment range	-
	-
[t <sub>p</sub> ] Pre-trip alarm time delay adjustment range	-
	-
Alarm LED	-
	-

### Environment

Pollution degree	3, IEC 60664-1
Degree of protection	IP20, IEC 60529
Ambient air temperature for operation	-20...70 °C
Ambient air temperature for storage	-40...70 °C
Mounting mode	Fixed
Mounting support	Backplate

Approvals <sup>1)</sup> (General)	CE (Europe)
	-
	-
	CCC (China)
	EAC (Russia)
	IC (Korea)
Approvals (Marine)	LR (U.K)
	BV (France)
	ABS (U.S.A)
	GL (Germany)
	DNV (Norway)
	RINA (Italy)
	KR (Korea)

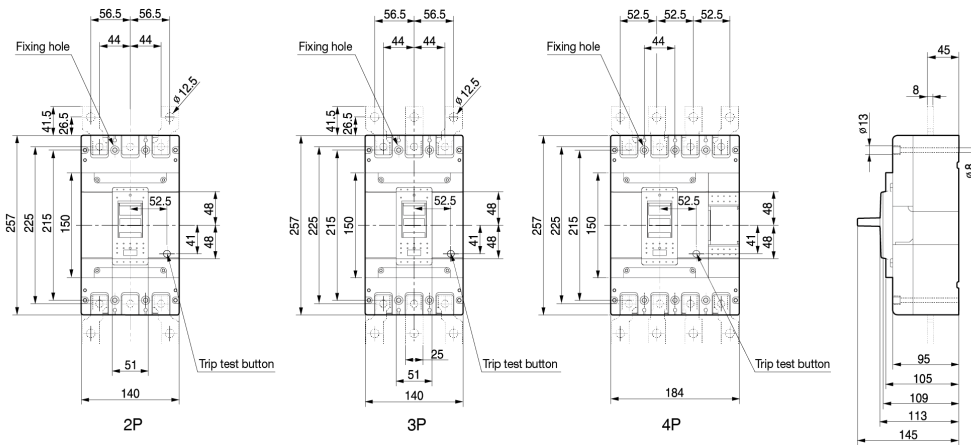
1) LS ELECTRIC's standard products are designed for CE.

To check the product with regional certificates, please contact LSE sales representatives.

## Dimensions

Product	Width	140 mm
	Height	257 mm
	Depth	109 mm
	Weight	6.2 kg
Packing	Width	160 mm
	Height	268 mm
	Depth	165 mm
	Weight	6.5 kg
	Quantity (in a box)	1 pcs.

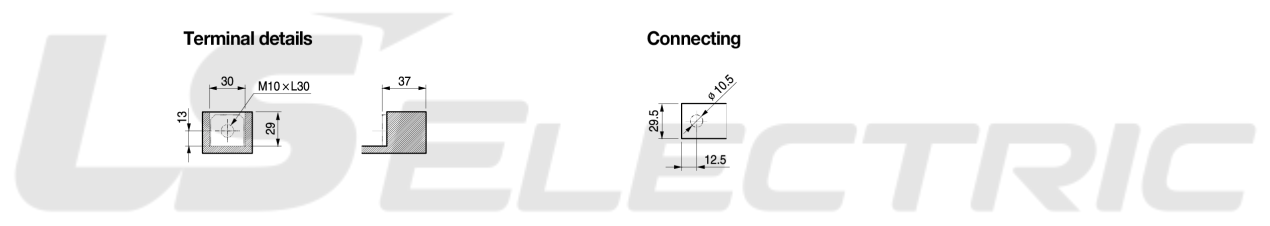
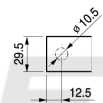
(Unit: mm)



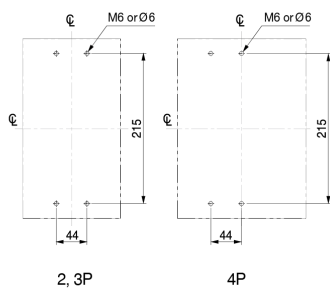
Terminal details



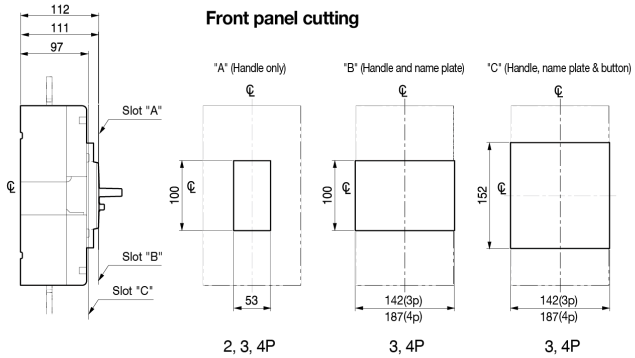
Connecting



Panel drilling



Front panel cutting



---

***LS*** ***ELECTRIC***