


## Susol Molded Case Circuit Breaker TS630N



### General

Product code	0108006000
Product description	TS630N ETS33 400A 3P EXP
Trip Unit	ETS(Electronic, LSI)
[In] rated current	400 A at 40 °C
Poles description	3P
Protected poles description	3T
Neutral position	-
Network type	AC (50/60 Hz), DC
Upside connection	Front (screw)
Downside connection	Front (screw)

### Characteristics

[Ue] rated operational voltage (AC 50/60 Hz)	690 V AC
[Ue] rated operational voltage (DC)	500 V DC
[Uimp] rated impulse withstand voltage	8 kV
[Ui] rated insulation voltage	1000 V
Mechanical durability	20000 cycles

Electrical durability (AC)	6000 cycles 415 V In
Electrical durability (DC)	-
Utilisation category	Category A
Suitability for isolation	Yes
Reference standard	IEC 60947-2
[Icu] rated Ultimate short-circuit breaking capacity	100 kA at 220/240 V AC 50/60 Hz, IEC 60947-2
	65 kA at 380/415 V AC 50/60 Hz, IEC 60947-2
	65 kA at 440/460 V AC 50/60 Hz, IEC 60947-2
	42 kA at 480/500 V AC 50/60 Hz, IEC 60947-2
	22 kA at 525 V AC 50/60 Hz, IEC 60947-2
	10 kA at 660/690 V AC 50/60 Hz, IEC 60947-2
	50 kA at 250 V DC, Reference
[Ics] rated service breaking capacity	100 kA at 220/240 V AC 50/60 Hz, IEC 60947-2
	65 kA at 380/415 V AC 50/60 Hz, IEC 60947-2
	65 kA at 440/460 V AC 50/60 Hz, IEC 60947-2
	42 kA at 480/500 V AC 50/60 Hz, IEC 60947-2
	22 kA at 525 V AC 50/60 Hz, IEC 60947-2
	10 kA at 660/690 V AC 50/60 Hz, IEC 60947-2
	50 kA at 250 V DC, Reference
[Icm] rated short-circuit marking capacity	220 kA at 220/240 V AC 50/60 Hz, IEC 60947-2
	143 kA at 380/415 V AC 50/60 Hz, IEC 60947-2
	143 kA at 440/460 V AC 50/60 Hz, IEC 60947-2
	88 kA at 480/500 V AC 50/60 Hz, IEC 60947-2
	46 kA at 525 V AC 50/60 Hz, IEC 60947-2
	17 kA at 660/690 V AC 50/60 Hz, IEC 60947-2
[Icw] rated short-time	-
	-

withstand current	-
	-
Trip unit characteristics	Electronic
	L : for overload protection (long time)
	S : for short time short-circuit protection
	I : for instantaneous short-circuit protection
	-
	-
	-
	-
[Ir] Long-time pick-up adjustment range	Adjustable, 13 settings
	0.4, 0.45, 0.5, 0.55, 0.6, 0.65, 0.7, 0.75, 0.8, 0.85, 0.9, 0.95, 1.0 x I <sub>n</sub>
[Iu] Long-time pick-up adjustment range	-
	-
[tr] Long-time delay adjustment range	Fixed
	at 6 x I <sub>r</sub> , tolerance ±20%
[Isd] Short-time pick-up adjustment range	Adjustable, 9 settings
	1.5, 2, 3, 4, 5, 6, 7, 8, 10 x I <sub>r</sub> , tolerance ±15%
[tsd] Short-time delay adjustment range	Adjustable, 4 settings
	-
	50ms (Tripping time : 30ms < t ≤ 70ms)
	100ms (Tripping time : 70ms < t ≤ 140ms)
	200ms (Tripping time : 140ms < t ≤ 240ms)
	300ms (Tripping time : 240ms < t ≤ 350ms)
[Ii] Instantaneous pick-up adjustment range	Fixed
	11 x I <sub>n</sub>

[Ig] Ground-fault protection pick-up adjustment range	-
	-
	-
[tg] Ground-fault protection time delay adjustment range	-
	-
	-
	-
Earth leakage pick-up adjustment range	-
	-
Earth leakage alarm time delay adjustment range	-
	-
Earth leakage trip time delay adjustment range	-
	-
[Ip] Pre-trip alarm pick-up adjustment range	-
	-
[tp] Pre-trip alarm time delay adjustment range	-
	-
Alarm LED	Ir (90% ~ 105%) : Trun on
	Ir (105% ~) : Blink

### Environment

Pollution degree	3, IEC 60664-1
Degree of protection	IP20, IEC 60529
Ambient air temperature for operation	-20...70 °C
Ambient air temperature for storage	-40...70 °C
Mounting mode	Fixed

Mounting support	Backplate
Approvals <sup>1)</sup> (General)	CE (Europe)
	-
	-
	CCC (China)
	EAC (Russia)
	IC (Korea)
Approvals (shipping)	LR (U.K)
	BV (France)
	ABS (U.S.A)
	GL (Germany)
	DNV (Norway)
	RINA (Italy)
	KR (Korea)

1) LS ELECTRIC's standard products are designed for CE.

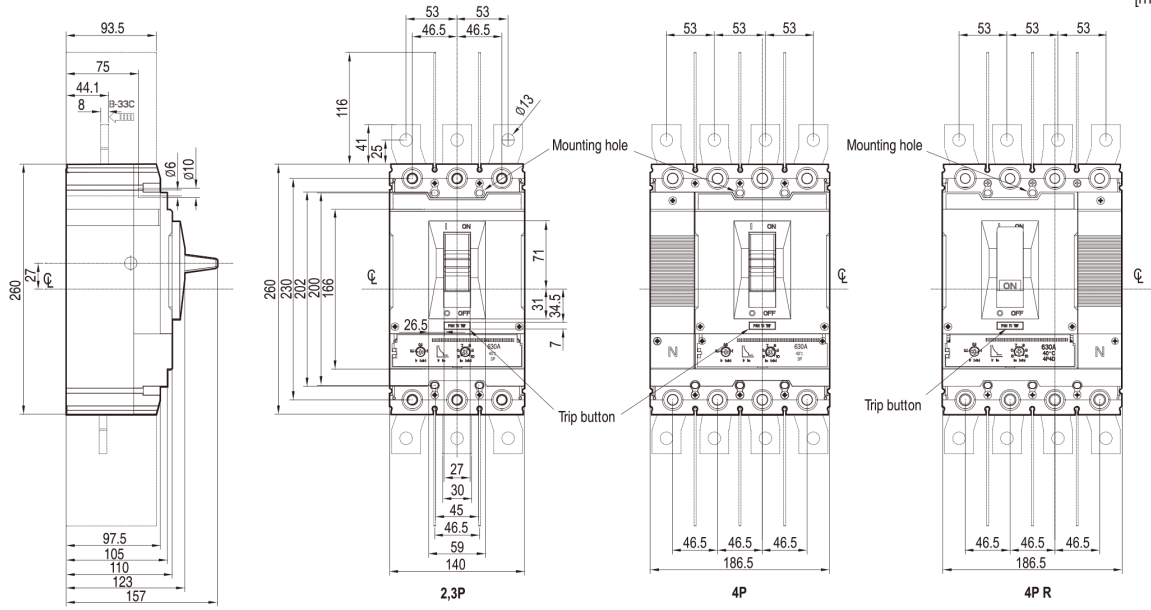
To check the product with regional certificates, please contact LSE sales representatives.

## Dimensions

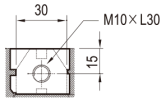
Product	Width	140 mm
	Height	260 mm
	Depth	110 mm
	Weight	5.4 kg
Packing	Width	155 mm
	Height	275 mm
	Depth	174 mm
	Weight	5.4 kg
	Quantity (in a box)	1 pcs.

# TS400/630

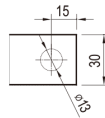
[mm]



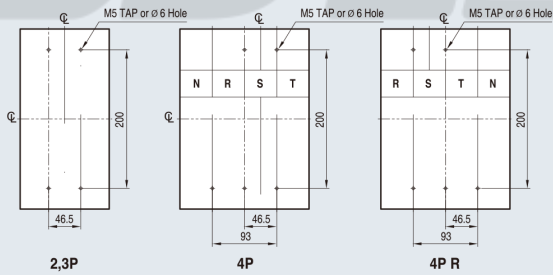
## Terminal section



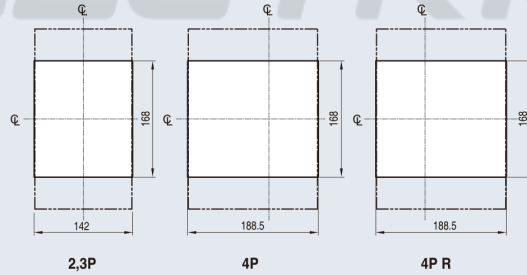
## Conductor



## Panel drilling



## Front panel cutting



---

***LS* ELECTRIC**