

## Susol Molded Case Circuit Breaker

### TS400N



#### General

Product code	0109005000
Product description	TS400N ATU400 400A 4P3D L EXP
Trip Unit	ATU(Adjustable-thermal, Adjustable-magnetic)
[In] rated current	400 A at 40 °C
Poles description	4P
Protected poles description	3T (Neutral unprotected)
Neutral position	N-R-S-T
Network type	AC (50/60 Hz), DC
Upside connection	Front (screw)
Downside connection	Front (screw)

#### Characteristics

[Ue] rated operational voltage (AC 50/60 Hz)	690 V AC
[Ue] rated operational voltage (DC)	500 V DC
[Uimp] rated impulse withstand voltage	8 kV
[Ui] rated insulation voltage	1000 V
Mechanical durability	20000 cycles
Electrical durability (AC)	10000 cycles 415 V In
Electrical durability (DC)	-
Utilisation category	Category A

Suitability for isolation	Yes
Reference standard	IEC 60947-2
[Icu] rated Ultimate short-circuit breaking capacity	100 kA at 220/240 V AC 50/60 Hz, IEC 60947-2
	65 kA at 380/415 V AC 50/60 Hz, IEC 60947-2
	65 kA at 440/460 V AC 50/60 Hz, IEC 60947-2
	42 kA at 480/500 V AC 50/60 Hz, IEC 60947-2
	22 kA at 525 V AC 50/60 Hz, IEC 60947-2
	10 kA at 660/690 V AC 50/60 Hz, IEC 60947-2
	50 kA at 250 V DC, Reference
	50 kA at 500 V DC (2poles in series), Reference
[Ics] rated service breaking capacity	100 kA at 220/240 V AC 50/60 Hz, IEC 60947-2
	65 kA at 380/415 V AC 50/60 Hz, IEC 60947-2
	65 kA at 440/460 V AC 50/60 Hz, IEC 60947-2
	42 kA at 480/500 V AC 50/60 Hz, IEC 60947-2
	22 kA at 525 V AC 50/60 Hz, IEC 60947-2
	10 kA at 660/690 V AC 50/60 Hz, IEC 60947-2
	50 kA at 250 V DC, Reference
	50 kA at 500 V DC (2poles in series), Reference
[Icm] rated short-circuit marking capacity	220 kA at 220/240 V AC 50/60 Hz, IEC 60947-2
	143 kA at 380/415 V AC 50/60 Hz, IEC 60947-2
	143 kA at 440/460 V AC 50/60 Hz, IEC 60947-2
	88 kA at 480/500 V AC 50/60 Hz, IEC 60947-2
	46 kA at 525 V AC 50/60 Hz, IEC 60947-2
	17 kA at 660/690 V AC 50/60 Hz, IEC 60947-2
[Icw] rated short-time withstand current	-
	-
	-
	-
	Thermal-magnetic

Trip unit characteristics	L : for overload protection (long time)
	-
	I : for instantaneous short-circuit protection
	-
	-
	-
	-
	-
[Ir] Long-time pick-up adjustment range	Adjustable, 3 settings
	0.8, 0.9, 1 x In
[Iu] Long-time pick-up adjustment range	-
	-
[tr] Long-time delay adjustment range	-
	-
[Isd] Short-time pick-up adjustment range	-
	-
[tsd] Short-time delay adjustment range	-
	-
	-
	-
	-
	-
	-
	-
[Ii] Instantaneous pick-up adjustment range	Adjustable, 6 settings
	5, 6, 7, 8, 9, 10 x In
[Ig] Ground-fault protection pick-up adjustment range	-
	-
	-

[tg] Ground-fault protection time delay adjustment range	-
	-
	-
	-
	-
	-
Earth leakage pick-up adjustment range	-
	-
Earth leakage alarm time delay adjustment range	-
	-
Earth leakage trip time delay adjustment range	-
	-
[Ip] Pre-trip alarm pick-up adjustment range	-
	-
[tp] Pre-trip alarm time delay adjustment range	-
	-
Alarm LED	-
	-

### Environment

Pollution degree	3, IEC 60664-1
Degree of protection	IP20, IEC 60529
Ambient air temperature for operation	-20...70 °C
Ambient air temperature for storage	-40...70 °C
Mounting mode	Fixed
Mounting support	Backplate
	CE (Europe)
	-

Approvals <sup>1)</sup> (General)	-
	CCC (China)
	EAC (Russia)
	IC (Korea)
Approvals (shipping)	LR (U.K)
	BV (France)
	ABS (U.S.A)
	GL (Germany)
	DNV (Norway)
	RINA (Italy)
	KR (Korea)

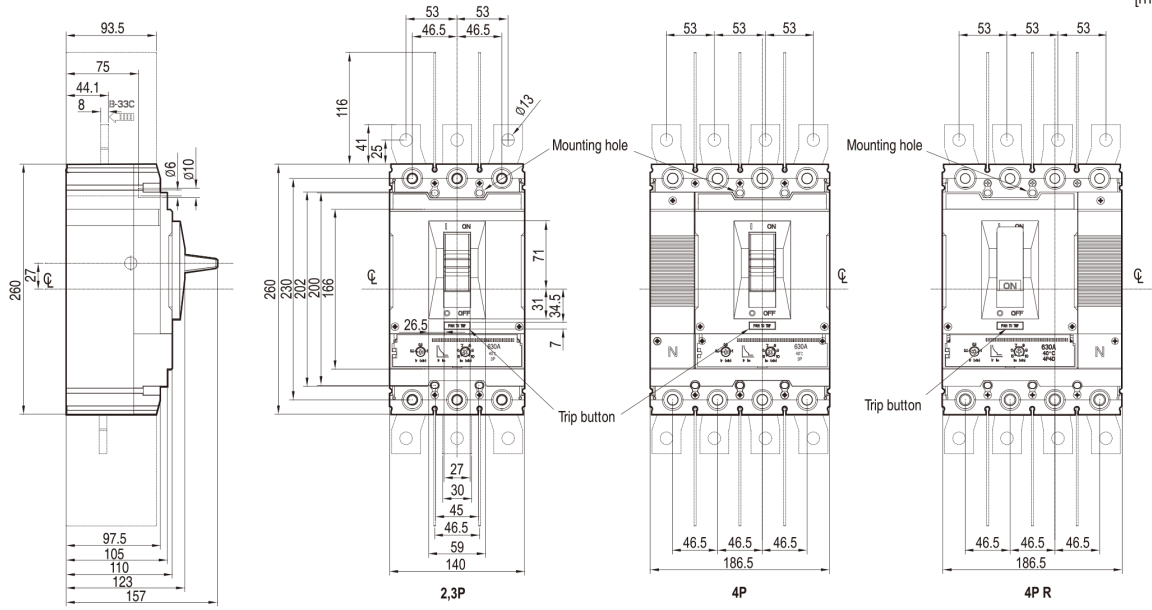
1) LS ELECTRIC's standard products are designed for CE.  
 To check the product with regional certificates, please contact LSE sales representatives.

## Dimensions

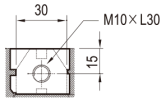
Product	Width	186.5 mm
	Height	260 mm
	Depth	110 mm
	Weight	7.2 kg
Packing	Width	200 mm
	Height	275 mm
	Depth	174 mm
	Weight	7.2 kg
	Quantity (in a box)	1 pcs.

# TS400/630

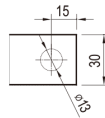
[mm]



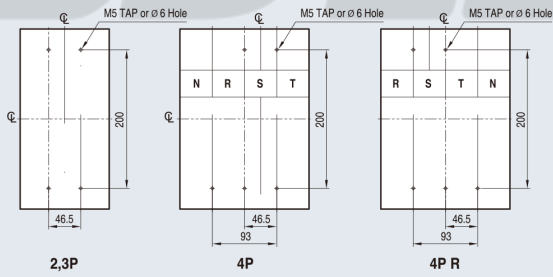
## Terminal section



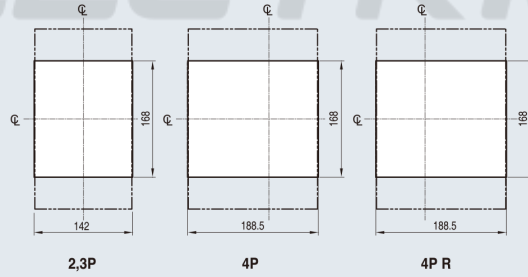
## Conductor



## Panel drilling



## Front panel cutting



---

**LS<sup>➤</sup>ELECTRIC**