


# S5F Changeover switch base mounting 3P - 3P+N

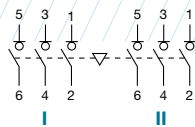
series S5F

Size 4

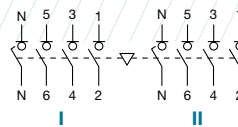
A 1600|1800|2000



	CODE-1600A	CODE-1800A	CODE-2000A
3P	S5F16003PS0	S5F18003PS0	S5F20003PD0
3P + N	S5F16003NS0	S5F18003NS0	S5F20003ND0



3P



3P + N

## Technical information



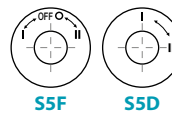
According to IEC 60947-3

				1600	1800	2000
Rated thermal current	I <sub>th</sub> in ambient at 40° C	A		1600	1800	2000
Rated insulation voltage	U <sub>i</sub>	V		1000	1000	1000
Rated impulse withstand voltage	U <sub>imp</sub>	kV		12	12	12
AC Rated operational current <sup>*(1)</sup>	I <sub>e</sub> U <sub>e</sub> 400V AC21A	A		1600	1800	2000
(Rated operational frequency 50/60 Hz)	U <sub>e</sub> 400V AC22A	A		1600	1800	2000

<sup>\*(1)</sup> Other voltages and/or utilization categories; please consult

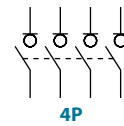
<sup>\*(2)</sup> Without limiting protective device (short - circuit maintained 50 ms. - 100 ms.)

				1600	1800	2000
Rated breaking capacity	400V AC22	A		4800	5400	6000
Rated making capacity	400V AC22	A		4800	5400	6000
<b>Short - circuit behaviour</b>						
Short - circuit making capacity <sup>*(2)</sup>	I <sub>cm</sub>	kA (peak)		75	75	75
Short - time withstand current (1 sec.)	I <sub>cw</sub>	kA rms		50	50	50
Number of mechanical operations (according to the standards, for other values please consult)		Cycles		3000	3000	3000
Maximum weight (3/4 poles) (without bridging links)		Kg		42,9/47,3	42,9/47,3	42,9/47,3



S5F

S5D



4P

There are versions of changeover switches without OFF 0 position: S5F (I +II) = S5D \_\_\_\_\_, please consult

Also available 4P changeover switches under request, please consult



Accessories



» Direct handle

CODE D5LLI32



» External handle included shaft\*(e1)

IP65  
CODE D5LLA31



» Terminal shrouds

CODE DS-CU41  
(1 kit for input or output, only front side)



» Bridging links\*(P2)

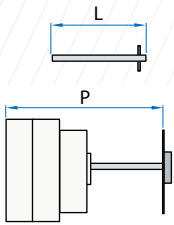
CODE D5LPC42 (4 units)



» Auxiliary contacts

1NO+1NC CODE DS-AU11  
2NO+2NC CODE DS-AU12

Ie = 16 A (resistive loads)  
4 A (inductive loads) at 250 Vac.



» Shafts

Standard shaft included \*(e1)

L (mm) | P (mm)  
239 | 418... 573

Shaft extensions

Consult



» Safety key lock device

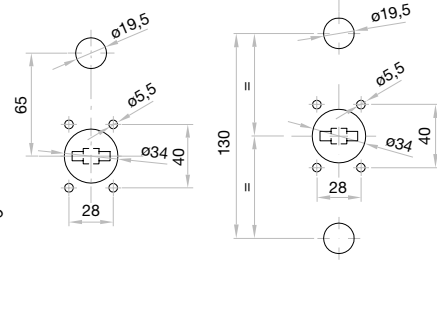
Simple CODE D5LCB41  
Double CODE D5LCF41

For external handle, lock the handle by means of a key in position "OFF" (under request, in "ON"), the key can only be removed with the handle locked

Door drilling for handle and key lock device

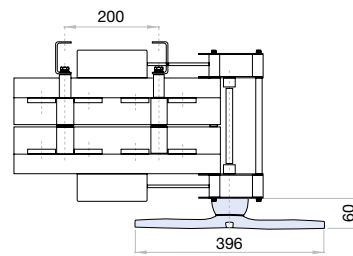
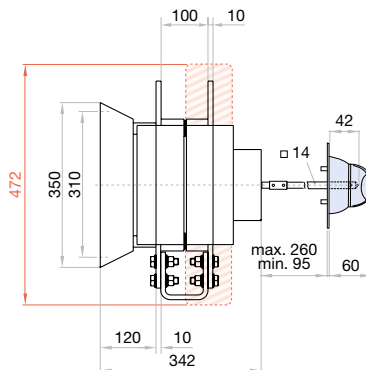
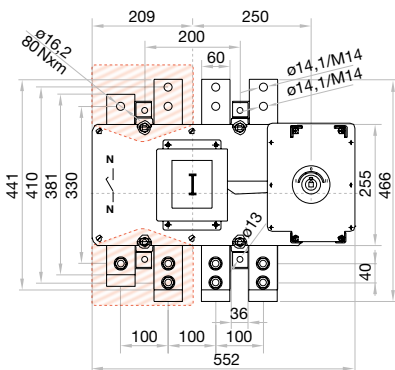
Simple

Double



Door drilling for external handle

Dimensions (mm)



②	H max	L max	M
	(Cu)	(Cu)	
	mm	mm	Nxm
1600 A			
1800 A	2x10	80	M14 55
2000 A			