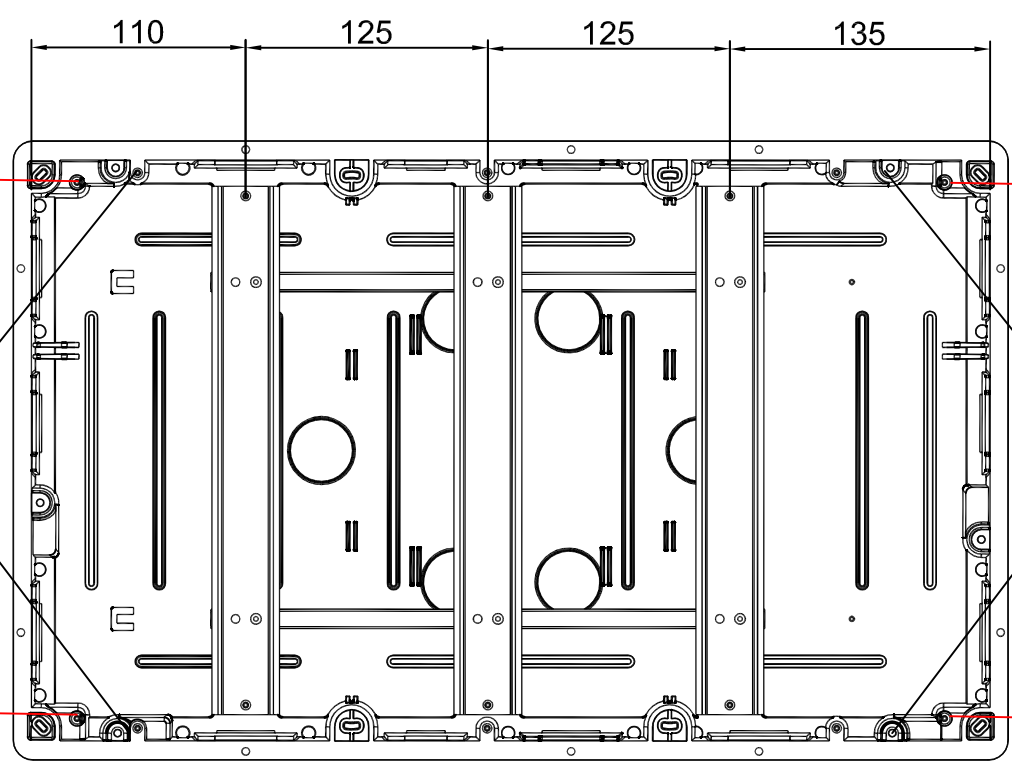
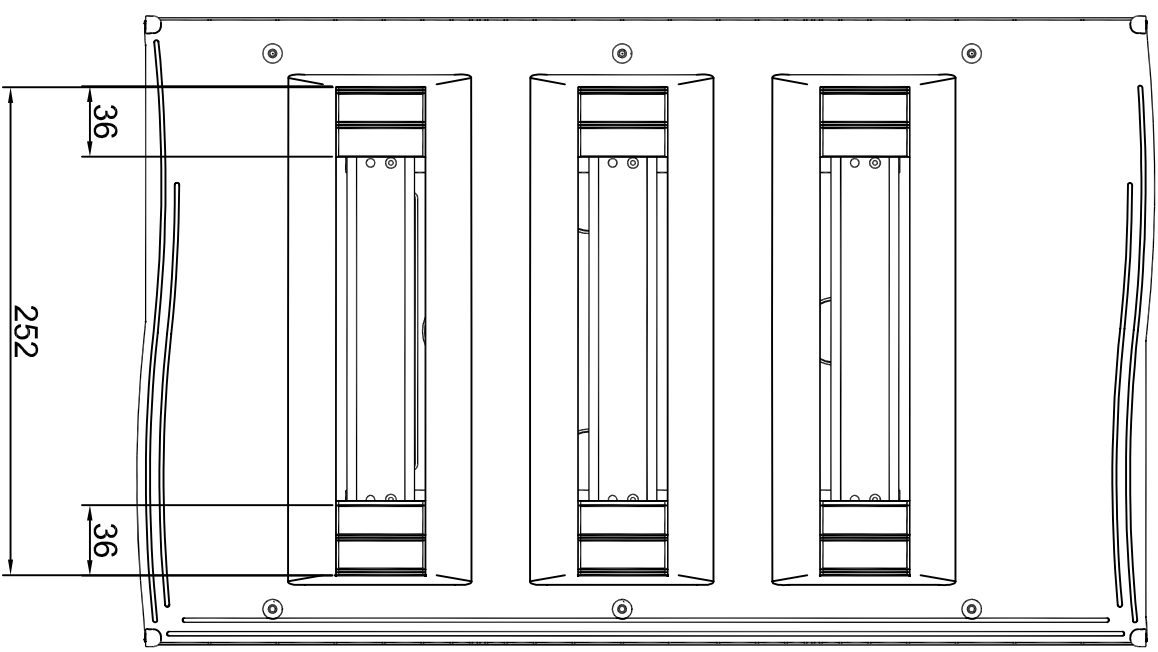

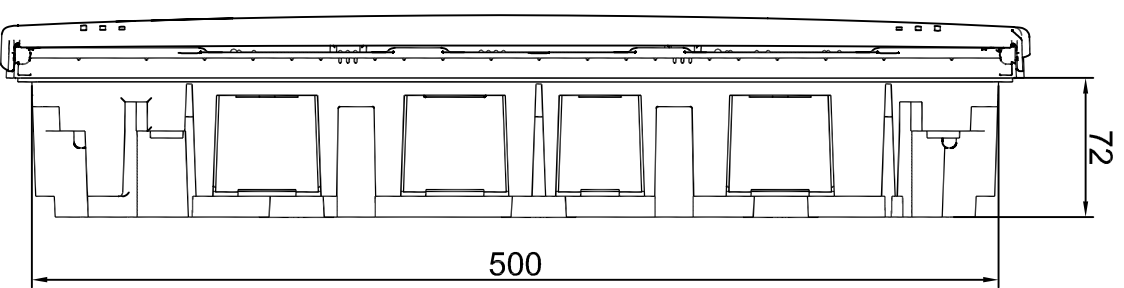


TYPE/TIPO	(N) (mm ²)	(PE) (mm ²)
DFE36-/RR	1x(12x2 5.6mm ² +12x(4-10mm ² +) 1x(10-25mm ²)+1x(18-35mm ²)	12x2 5.6mm ² +12x(4-10mm ² +) 1x(10-25mm ²)+1x(18-35mm ²)
DFE42-/RR	1x(12x2 5.6mm ² +12x(4-10mm ² +) 1x(10-25mm ²)+1x(18-35mm ²)	12x2 5.6mm ² +12x(4-10mm ² +) 1x(10-25mm ²)+1x(18-35mm ²)
DFE54-/RR	1x(18x2 5.6mm ² +18x(4-10mm ² +) 1x(10-25mm ²)+2x(18-35mm ²)	18x2 5.6mm ² +18x(4-10mm ² +) 1x(10-25mm ²)+2x(18-35mm ²)
DFE84-/RR	2x(12x2 5.6mm ² +12x(4-10mm ² +) 1x(10-25mm ²)+1x(18-35mm ²)	2x(12x2 5.6mm ² +12x(4-10mm ² +) 1x(10-25mm ²)+1x(18-35mm ²)



MODIFICADO MODIFIED FINAL SIGNATURE		NOMBRE NAME		FECHA DATE	
PROYECTO PROJECT DISEÑO DRAWING		C.VICENTE		15/01/2018	
J.M.A.P.R.D.		15/01/2018		DFE42PO/PH - DFE42PO/PH/RR	
HOJA DE / SHEET OF / TAMAÑO ESCALA SIZE / SCALE		REVISIONES/REVISIONES GENERAL TOLERANCES		CODIGO DE PLANO / DRAWING CODE 160.06.001	
A2 1:1		EN 22788-nIK		PROYECTO/PROJECT DIAMANT SUSTITUIVE/REPLACE	
1		2		3	
4		5		6	
7		8		EDICION / EDITION Nº 1	

Queda terminantemente prohibida la reproducción o divulgación, total o parcial, de este plano sin previa autorización por escrito de IDE Electric SL.
 Total or partial reproduction or disclosure of this document is strictly forbidden without the prior written approval of IDE Electric SL.

