

DIAMANT

IP40 FLUSH-FIT DISTRIBUTION BOXES

Description: IP40 FLUSH-FIT BOX 3x18 (54) MOD. HOLLOW WALLS. N&E BARS

Reference:

DFF54PO/PH/RR

Characteristics:

Product type:	IP40 Flush-fit distribution boxes, hollow walls, PE+N
Exterior dimensions (Height x Width x Depth):	532x334x105 mm
Dimensions of the flush-fit gap (HxWxD):	497x376x72 mm
Number of modules:	3x18 (54) DIN rail
Installation:	Flush-fitted hollow walls
Color:	RAL 9003
Window:	White
Weight (kg):	3,46
Cable entry:	-
Components:	N&E Cable section: 16x(2,5-6 mm ²)+16x(4-10 mm ²)+2x(10-25 mm ²)+2x(16-35 mm ²)
Materials:	Halogen-free plastic materials. Polystyrene. Base: V0 PS.
Lid-window-door material:	Polystyrene

Technical data:

Degree of protection:	IP40
Resistance to impact:	IK08
Glow wire resistance:	850 °C
Ball pressure test:	70 °C
Ambient temperature range:	-25 °C / +40 °C
Maximum operating voltage:	1000 V AC / 1500 V DC
Rated current:	125A
Double insulation:	Class II

Certificates and standards:

Directive:	2014/35/EU
Standards:	IEC 62208, IEC 61439-1
Certificates:	



Codes:

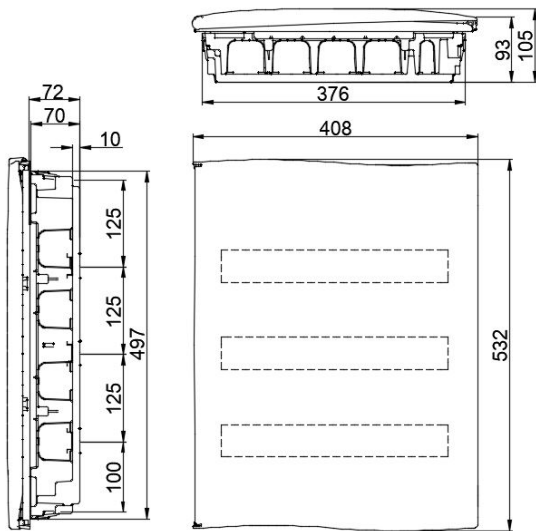
EAN:	8431044313658
Customs tariff number:	85.38.10.00
ETIM 8.0:	EC000214

DIAMANT


IP40 FLUSH-FIT DISTRIBUTION BOXES


Description: IP40 FLUSH-FIT BOX 3x18 (54) MOD. HOLLOW WALLS. N&E BARS

Reference: DFF54PO/PH/RR



Detailed drawing:

 <http://www.ide.es/downloads/planos/pdf/DFF54POPHRR.pdf>

 <http://www.ide.es/downloads/planos/dxf/DFF54POPHRR.dxf>

Exterior dimensions (Height x Width x Depth):

532x334x105 mm

Dimensions of the flush-fit gap (Height x Width x Depth):

497x376x72 mm

Sustainability:

RoHS - REACH

Supply:

Supplied in individual cardboard packaging. When several items are sent together, they are bundled together with transparent film.

Packaging units: 3

Product end of life:

It does not require specific recycling operations.

Recommended applications:

Tertiary and residential sectors. For use indoors, designed for flush-fit installation. Flats, houses, offices, hotels, etc.