

# DIAMANT

## IP40 FLUSH-FIT DISTRIBUTION BOXES

Description: 2 IP40 FLUSH-FIT BOXES 42+42 (84) MOD. WHITE DOOR. HOLLOW WALLS. PE+N

Reference:  
**DFF84PO/PH/RR**

### Characteristics:

<b>Product type:</b>	IP40 Flush-fit distribution boxes, hollow walls, PE+N
<b>Exterior dimensions (Height x Width x Depth):</b>	Horiz. 532x668x105 mm Vert. 1050x334x105 mm
<b>Dimensions of the flush-fit gap (HxWxD):</b>	Horiz. 504x644x72 mm Vert. 1029x305x72 mm
<b>Number of modules:</b>	42+42 (84) DIN rail
<b>Installation:</b>	Flush-fitted hollow walls
<b>Color:</b>	RAL 9003
<b>Window:</b>	White
<b>Weight (kg):</b>	5,95
<b>Cable entry:</b>	-
<b>Components:</b>	N&E Cable section: 12x(2,5-6 mm <sup>2</sup> )+12x(4-10 mm <sup>2</sup> )+1x(10-25 mm <sup>2</sup> )+1x(16-35 mm <sup>2</sup> )
<b>Materials:</b>	Halogen-free plastic materials. Polystyrene. Base: V0 PS.
<b>Lid-window-door material:</b>	Polystyrene

### Technical data:

<b>Degree of protection:</b>	IP40
<b>Resistance to impact:</b>	IK08
<b>Glow wire resistance:</b>	850 °C
<b>Ball pressure test:</b>	70 °C
<b>Ambient temperature range:</b>	-25 °C / +40 °C
<b>Maximum operating voltage:</b>	1000 V AC / 1500 V DC
<b>Rated current:</b>	125A
<b>Double insulation:</b>	Class II

### Certificates and standards:

<b>Directive:</b>	2014/35/EU
<b>Standards:</b>	IEC 62208, IEC 61439-1
<b>Certificates:</b>	



### Codes:

<b>EAN:</b>	8431044313665
<b>Customs tariff number:</b>	85.38.10.00
<b>ETIM 8.0:</b>	EC000214

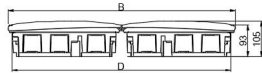
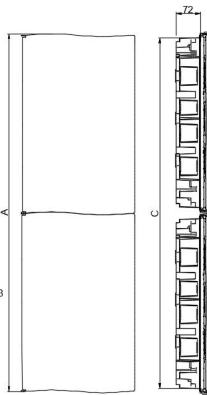
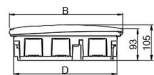
# DIAMANT

## IP40 FLUSH-FIT DISTRIBUTION BOXES

Description: 2 IP40 FLUSH-FIT BOXES 42+42 (84) MOD. WHITE DOOR. HOLLOW WALLS. PE+N

Reference: DFF84PO/PH/RR

TYPE/ TIPO	MODULOS/ MODULOS	PICTURE/ FIGURA	A (mm)	B (mm)	C (mm)	D (mm)
DFF72	2x(2x18)	2	380	851	345	823
DFF84	2x(3x14)	2	532	868	504	844
DFF108	2x(3x18)	2	532	817	497	789
DFF72	2x(2x18)	3	746	424	718	384
DFF84	2x(3x14)	3	1050	334	1029	305
DFF108	2x(3x18)	3	1050	408	1029	376



PICTURE 2  
FIGURA 2

PICTURE 3  
FIGURA 3



### Detailed drawing:

<http://www.ide.es/downloads/planos/pdf/DFF84POPHRR.pdf>

<http://www.ide.es/downloads/planos/dxf/DFF84POPHRR.dxf>

### Exterior dimensions (Height x Width x Depth):

Horiz. 532x668x105 mm Vert. 1050x334x105 mm

### Dimensions of the flush-fit gap (Height x Width x Depth):

Horiz. 504x644x72 mm Vert. 1029x305x72 mm

### Sustainability:

RoHS - REACH

### Supply:

Supplied in individual cardboard packaging. When several items are sent together, they are bundled together with transparent film.

Packaging units: 1

### Product end of life:

It does not require specific recycling operations.

### Recommended applications:

Tertiary and residential sectors. For use indoors, designed for flush-fit installation. Flats, houses, offices, hotels, etc.